

UFOs

UFO.M2 Product Specification



Published: November 2019
















UFO.M2

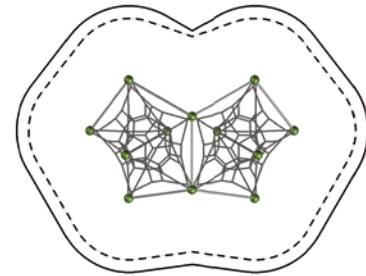
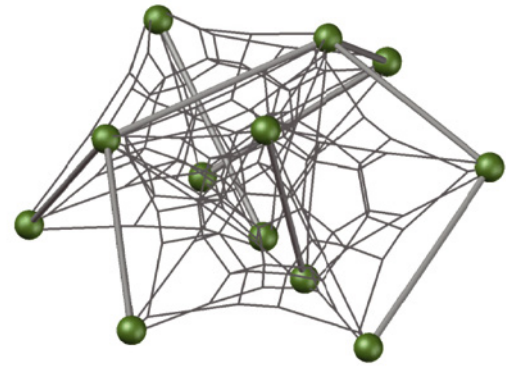
Two UFO.M1 units share one pipe and two balls to make a nice little climbing combination.

With the UFOs, children of all ages can explore, play and climb galaxies where no children have gone before – for even more fun and adventure. The pentagonal Framework frame of stainless steel tubes – connected via hollow aluminum balls – surrounds a spatial net tensioned by means of a spreader bar. The rope crossing points are

fixed by means of corrosion resistant, drop forged, aluminum sections (ball knots). The special spherical shape excludes entrapments and entanglements. The compact UFOs can be combined to produce larger and more complex fleets.

90.220.020

 Product Family	UFOs
 Length x Width x Height (m) Length x Width x Height ("'-")	5,7 x 3,4 x 2,2 18-7 x 11-1 x 7-0
 Protective Surfacing Area acc. to DIN EN 1176 (m) Protective Surfacing Area acc. to ASTM/CSA (m) Protective Surfacing Area acc. to ASTM/CSA ("'-")	8,7 x 6,4 9,4 x 7,1 30-7 x 23-1
 Fall Height acc. to EN 1176 (m) Fall Height acc. to ASTM/CSA ("'-")	2,12 7-0
 Age	2-5
 Minimum Space required acc. to DIN EN 1176 (m ²) Minimum Space required acc. to ASTM 1487 (ft ²)	43.9 561.9
 Number of Foundations	0*
 Concrete Volume C20/C25 (ft ³)	0*
 Number of skilled Installers required	2
 Installation Time without Foundation	5 hours
 Dimensions of largest Part ("'-")	Ø 0-4 x 19-0
 Weight of heaviest Part (lbs)	66.1
 Shipping Volume (ft ³)	88.3
 Total Weight (lbs)	On request
 Spare Part Guarantee	Lifelong



Technical Data

The following text can also be used for tenders.

Tubes:

Stainless steel Framework[®]-tubes with a diameter of Ø 2 3/8" and a wall thickness of 5/64".

Balls:

Framework[®]-aluminum ball connectors, Ø 9 13/16"; anticorrosion treatment and color finish: sandblasted and powder-coated, securely closed with durable EPDM- caps.

Ropes:

U-Rope[®]-round strand ropes with galvanized and covered wires; external strands with non-abrasive UV-resistant Polyester-yarn (no Polypropylene).

Spatial Net:

Rope crossing points are localized with durable, forged aluminum-alloy ballknots (no plastic connections), in situ-replaceable rope strands (no special tools required).

* Standard version with steel foundation frame.